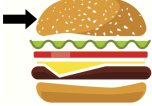

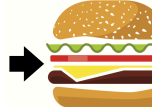




*Summary: Informative
Lesson 1*

Picture Sentence Starter



Summary of Informative Text Rubric

Genre Chart Summary: Informative	3 Accomplished Goal	2 Just Beginning	1 Hasn't Started
<p>Has a topic sentence that tells the central idea</p> 	<p>Topic sentence tells the central idea of the text</p>	<p>Sentence tells about the topic in a general way</p>	<p>No topic sentence</p>
<p>States the title and author</p> 	<p>Clearly states the title and author with correct formatting</p>	<p>States the title or the author</p>	<p>Forgot to write the title and author</p>
<p>Uses only the most important details</p> 	<p>Uses only the most important details</p>	<p>Uses some of the most important details</p>	<p>Uses one important detail or uses details that are not important</p>
<p>Uses complete sentences</p> 	<p>Uses complete sentences</p>	<p>Not all sentences are complete</p>	<p>Does not use complete sentences</p>
<p>Ends by restating the central idea</p> 	<p>Ending sentence restates the central idea</p>	<p>Has an ending sentence, but does not restate the central idea</p>	<p>No ending sentence</p>

Summary of Informative Text Rubric


Name _____

Student

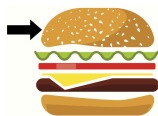
Teacher

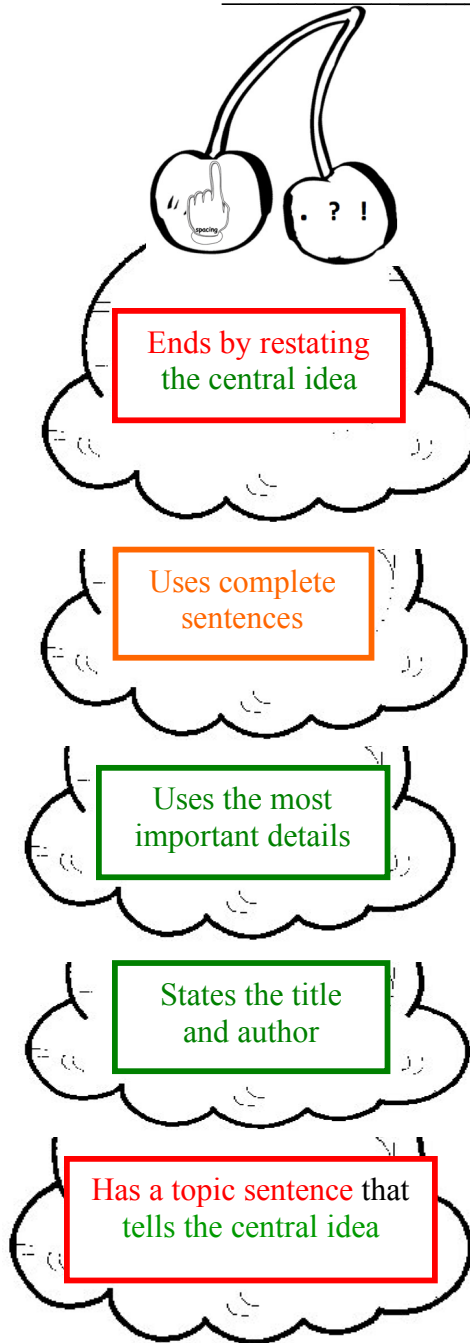












Ends by restating the central idea

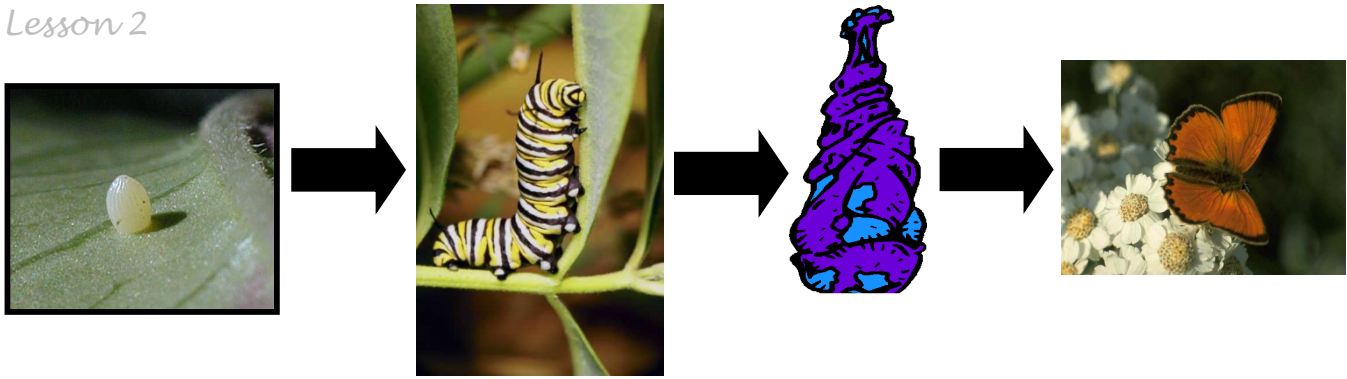
Uses complete sentences

Uses the most important details

States the title and author

Has a topic sentence that tells the central idea

Summary: Informational
Lesson 2



A Butterfly's Life

By Melissa Mallory

Butterflies change so much during the four-stages of their life cycle. In the first stage of its life cycle, a butterfly starts its life off as an egg. Female butterflies attach eggs on leaves close to food. The egg looks like a tiny, round bubble. When an egg hatches, a caterpillar, or larva, emerges. Caterpillars generally have interesting stripes or patterns, and some even have spiky hairs. Eating all the time, a caterpillar sheds its skin at least four times to cover its growing body. Once the caterpillar is done growing, it makes a chrysalis during the third stage of its life cycle. The chrysalis usually blends into the background to hide from hungry insects or birds. Inside, the caterpillar's body starts to change into a butterfly. At long last, the colorful adult butterfly emerges. As butterflies visit different plants, they help flowers bloom by bringing pollen from other flowers. Butterflies flutter and fly around looking for their mates to lay eggs and restart the life cycle. The four stages in the life cycle of a butterfly are very different.


Name _____

Summary of Informative Text

Title, Author, and Central Idea

Detail 1

Finding the Central Idea




Many People, One Nation

By Melissa Mallory

People who move to make their homes in a new country are called immigrants.

Immigrants from all over the world come to live in the United States bringing different cultures to share with their new communities. You can find delicious food from all over the world in the United States. California's restaurants and grocery stores offer many types of food, but this state is known for its tasty, mouth-watering Mexican food. In large cities like New York, you can find Italian, French, Japanese, Chinese, Indian, Thai, Greek and even German restaurants! Immigrants invite their communities to celebrate their cultural holidays. In Chinatown, neighbors and tourists gather to watch the Chinese New Year's celebration and parade. Immigrants from Mexico celebrate el Dia de los Muertos within their communities. Artists who immigrate here give Americans a chance to experience different kinds of art. Museums have paintings and sculptures created by artists from all over the world. Popular music from Ireland, Cuba, and many countries in Africa can be heard in homes all over the country. Immigrants helped make America what it is today: a mixture of different tastes, ideas, and sounds.

Finding the Central Idea



Healthy Foods By Melissa Mallory

Every day millions of people in the United States make the choice to eat healthy foods. Your body needs nutritious foods to grow strong and healthy. Protein builds, maintains, and replaces the tissues, or the stuff your body is made of. Muscles need protein found in foods like beef, fish, eggs, nuts, and beans to grow big and strong. Additionally, protein is used to make the part of your red blood cells that carry oxygen to each part of your body. Fruits and vegetables have vitamins and minerals that reduce illness and disease. Eating certain fruits and vegetables, such as melons, mangoes, carrots, and squash helps keep your hair, teeth, and skin healthy. Other vitamins and nutrients are necessary to keep the heart and muscles working properly. Just like fruits and vegetables, dairy products like milk and yogurt have vitamins and nutrients that keep your body healthy. Calcium and Vitamin D build and strengthen your bones. When you get a cut on your arm, calcium helps your blood to form a scab and stop bleeding. Proteins, fruits, vegetables, and dairy products are important for a fit and strong body, so make sure you eat healthy foods.

Name _____

Central Idea Worksheet

Central Idea of the Article

Revision: Summary of Informative Text

Name: _____

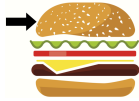
Date: _____

Rubric Score

Student

Teacher

Genre Chart



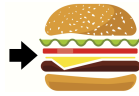
Has a topic sentence that tells the central idea

Suggestion for improvement: _____



States the title and author

Suggestion for improvement: _____



Uses the most important details

Suggestion for improvement: _____



Uses complete sentences

Suggestion for improvement: _____



Ends by restating the central idea

Suggestion for improvement: _____

Editing Checklist

Name: _____

Date: _____

Peer Editor 1: _____

Peer Editor 2: _____

Student Teacher

- _____ _____ 1. Paper includes name, date, and title
 - _____ _____ 2. Correct punctuation at the end of each sentence • ? !
 - _____ _____ 3. Correct capitalization (beginning of sentences and proper nouns)
 - _____ _____ 4. Each paragraph is indented
 - _____ _____ 5. Correct spelling, including “No Excuse” words
 - _____ _____ 6. _____
(Grammar focus for the class)
-
-

Editing Checklist

Name: _____

Date: _____

Peer Editor 1: _____

Peer Editor 2: _____

Student Teacher

- _____ _____ 1. Paper includes name, date, and title
- _____ _____ 2. Correct punctuation at the end of each sentence • ? !
- _____ _____ 3. Correct capitalization (beginning of sentences and proper nouns)
- _____ _____ 4. Each paragraph is indented
- _____ _____ 5. Correct spelling, including “No Excuse” words
- _____ _____ 6. _____
(Grammar focus for the class)

Summary: Informative Assessment

Write a summary.

Include all components from the Genre Chart.

Summary: Informative Genre Chart

- **Has a topic sentence** that **tells the central idea**
- **States the title and author**
- **Uses only the most important details**
- **Uses complete sentences**
- **Ends by restating the central idea**



Tigers

by Melissa Mallory

Tigers do not make good pets. First, tigers are dangerous. Wild animals like tigers do not know how to play safely. These large cats have sharp teeth and claws. Next, tigers are expensive! Because tigers are so large, you'd need a lot of space for this animal to run free. Also, tigers eat 50 lbs. of meat every day. You should think twice before choosing a tiger for a pet.